

LightSpot - Stand-alone lighting control by presence detection and photocell

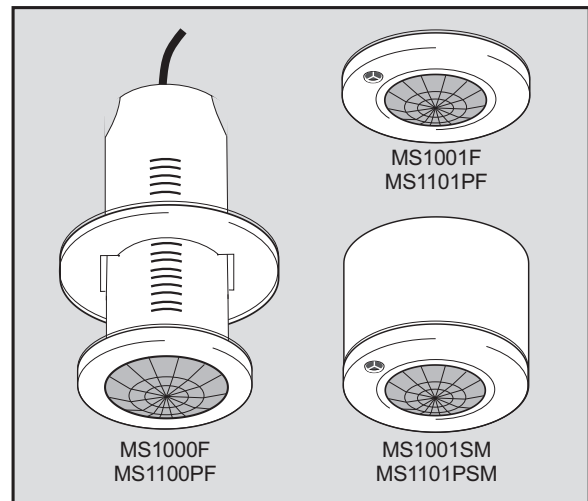
Bronze Series LightSpot

Bronze LightSpot is part of a comprehensive range of presence detection systems designed to control any type of lighting load, particularly modular luminaires.

Bronze LightSpot is a high-performance presence detector and is available with or without digital adjustable photocell. It provides simple, cost-effective presence detection for lighting control in small areas.

The following mounting options are available:

- Slimline flush (MS1000F/MS1100PF)
- Flush mounted (MS1001F/MS1101PF)
- Surface mounted (MS1001SM/MS1101PSM)



Presence detection by passive infrared, effectively enhanced to improve sensitivity to small movements.



On 1100 series detectors: Passive photocell holds lights off in bright ambient conditions. The switching level is set by remote control (HP2000, HP10 or HP18).



Off delay in minutes following the last observed movement after which the lights switch off.



Detection pattern and approx range in metres at floor level for 2.5m mounting height (detection pattern is cone shaped).



Hand-held Controllers used for setting photocell (where incorporated) and initiating walk test.

OPERATING INFORMATION

The operating parameters on these units are not programmable. The Off Delay is fixed at 20 minutes and the unit always switches on at power-up.

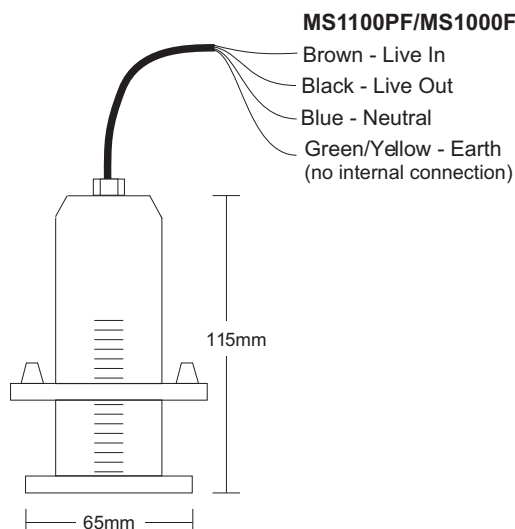
Bronze LightSpot may be temporarily set to give an off delay of 10 seconds to allow for walk testing. This is initiated using an infrared programmer - HP2000, HP10 or HP18.

The photocell, where incorporated, is adjustable over a wide range by the use of an infrared programming tool (HP2000, HP10 or HP18).

Please check www.ex-or.com to ensure this is the most recent issue - Ref: D4066I

Slimline flush housing fitted with cable - MS1100PF/MS1000F

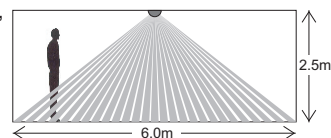
Electrical Connections



Technical Data

MAXIMUM RECOMMENDED MOUNTING HEIGHT: 3.0m

RANGE: Cone-shaped detection pattern, diameter (at floor level) = 2.4 x mounting height



OPERATING VOLTAGE: 230V 50Hz (UK & Europe)

RECOMMENDED CIRCUIT PROTECTION: 10 Amps

MAXIMUM LOAD: 6 Amps resistive or fluorescent

PHOTOCELL*: Adjustable 50-5000 lux * MS1100PF only

OFF DELAY: 20 minutes (fixed) and a 10-second Walk Test Mode

DEPTH REQUIRED BEHIND CEILING: 125mm

WEIGHT: 70g excluding cable

COLOUR: White

MATERIAL: Flame retardant PC/ABS

IP RATING: 4X

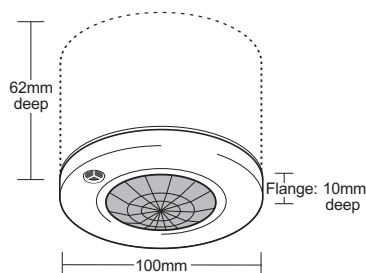
OPERATING TEMPERATURE: 0°C to 40°C

Installation

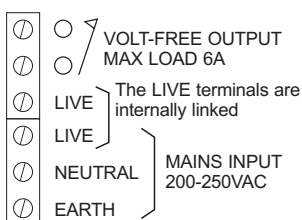
Cut a 50mm diameter (64mm if using an FR64 flush ring or PB64 plasterboard fixing kit) circular hole in the ceiling tile, feed the flying lead and detector through the hole and secure into position with the locking ring. Do not mount within 25cm of a luminaire.

Surface (MS1101PSM/MS1001SM) and flush (MS1101PF/MS1001F) housing

Dimensions



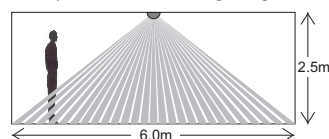
Electrical Connections



Technical Data

MAXIMUM RECOMMENDED MOUNTING HEIGHT: 3.0m

RANGE: Cone-shaped detection pattern, diameter (at floor level) = 2.4 x mounting height



OPERATING VOLTAGE: 230V 50Hz (UK & Europe)

RECOMMENDED CIRCUIT PROTECTION: 10 Amps

MAXIMUM LOAD: 6 Amps resistive or fluorescent

PHOTOCELL*: Adjustable 50-5000 lux *MS1101PF/SM only

OFF DELAY: 20 mins (fixed) and a 10-second Walk Test Mode

WEIGHT: 200g approx

COLOUR: White

MATERIAL: Flame retardant PC/ABS

IP RATING: 3X

OPERATING TEMPERATURE: 0°C to 40°C

Installation

MS1001SM/MS1101PSM - The housing may be secured to a hard surface or a BESA box. The detector fits into the housing with a simple bayonet action.

MS1001F/MS1101PF - Depth required behind ceiling: 62mm from front flange plus an allowance for the minimum bend radius of the cable. Sinking box fits into a 89mm diameter hole in ceiling tile or plasterboard ceiling. To avoid damage to ceiling tile, do not overtighten. No access above the ceiling is necessary.

Note: Do not mount within 25cm of a luminaire.

Ancillary Items



HP2000 MLS Digital Programmer

Menu-driven LCD Programmer with automatic equipment recognition and parameter download facilities.



HC6 Two-button Hand-held Controller

Used for manual override.

Note: The HC5 Universal Hand-held Controller is also suitable for use with these detectors.



HP10 LightSpot Programmer

Infrared programming tool with 12 dil switches for the setting of individual parameters.



HP18 LightSpot Programmer

User-friendly override/programming remote controller.

HP2000, HP10 or HP18 used for setting photocell (where incorporated) and initiating walk test.

Ex-Or operates a genuine policy of continuous improvement. You may expect the specification to be regularly enhanced. For latest technical information, please visit www.ex-or.com

Part Numbers

MS1000F Bronze LightSpot - slimline flush

MS1001SM Bronze LightSpot - surface mounted

MS1001F Bronze LightSpot - flush

MS1100PF Bronze LightSpot with photocell - slimline flush

MS1101PSM Bronze LightSpot with photocell - surface mounted

MS1101PF Bronze LightSpot with photocell - flush

HP2000 MLS Digital Programmer

HP18 LightSpot Programmer

HP10 LightSpot Programmer

HC6 Two-button Hand-held Controller c/w wall bracket

HC5 Universal Hand-held Controller c/w wall bracket