



# Chroma 50 Electronic Chimes



## Electronic chimes CROMA 50

### INEXPENSIVE BATTERY-OPERATED ELECTRONIC CHIME with standard functions

#### Functions

- 3 sounds (2/3 tone, Westminster)
- Volume adjustable up to max. 83 dB(A)
- 3 different paging signals
- Continuous tone only in the case of continuous non-isolated impulse

#### Technical data

- Voltages/Currents: see above (minimal standby losses for long battery life - in normal use approx. 3 years)
- Max. 83 dB(A)
- Temperature range +5°C to +40°C

#### Installation

- Battery operated with 4 x 1.5V "C" size\*
- Safe ring tone activation with potential-free contact or with 8–12 V~/=
- Optimum pre-assembly (screw distances correspond to flush-mounting box diameter)
- Parallel circuit to further CROMA chimes or to electromechanical chimes possible

Model	Order No	Description	Colour	Dimensions
<b>CROMA 50</b>	43150	3 sounds (2/3 tone, Westminster), combination of transformer and battery operated.	Silver/Grey	150(H) x 115(W) x 40(D)mm
<b>CROMA 50 ws</b>	43152	3 sounds (2/3 tone, Westminster), combination of transformer and battery operated.	White/White	150(H) x 115(W) x 40(D)mm
<b>CROMA 50A sw</b>	43553	3 sounds (2/3 tone, Westminster), combination of transformer and battery operated.	White/Black	150(H) x 115(W) x 40(D)mm
<b>CROMA 50 si</b>	43154	3 sounds (2/3 tone, Westminster), combination of transformer and battery operated.	White/Silver	150(H) x 115(W) x 40(D)mm
<b>CROMA 50A rt</b>	43155	3 sounds (2/3 tone, Westminster), combination of transformer and battery operated.	White/Red	150(H) x 115(W) x 40(D)mm
<b>CROMA 50A gn</b>	43156	3 sounds (2/3 tone, Westminster), combination of transformer and battery operated.	White/Green	150(H) x 115(W) x 40(D)mm



CROMA  
50



CROMA  
50 ws



CROMA  
50 sw



CROMA  
50 si



CROMA  
50A rt



CROMA  
50A gn

\* Batteries not in the scope of delivery

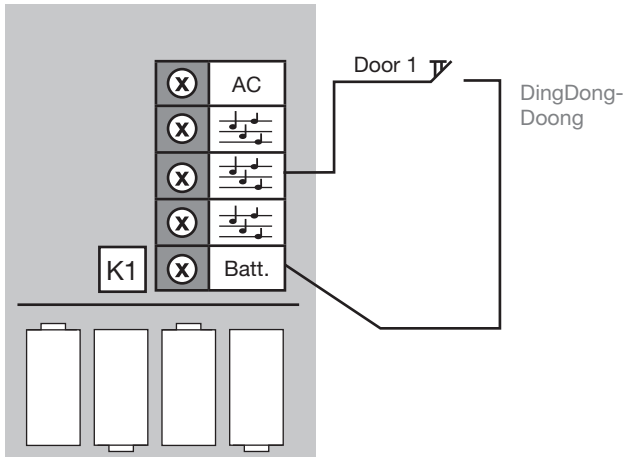


# Chroma 50 Electronic Chimes

## Wiring Diagram

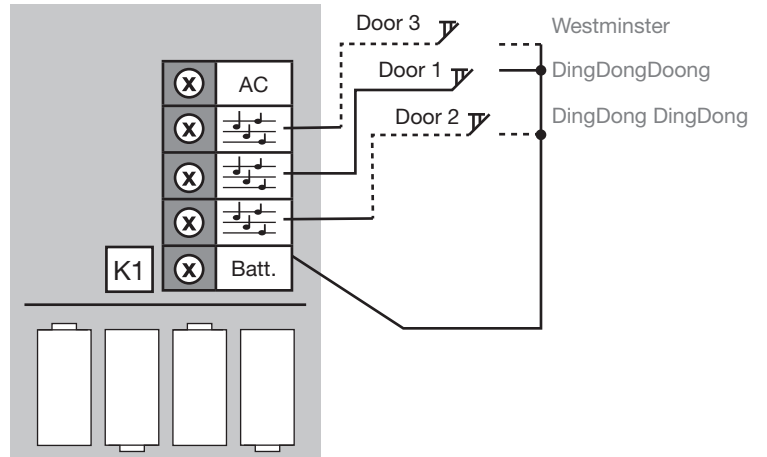
### A

**Power Supply** Battery  
**Start Sound** Contact polarity free



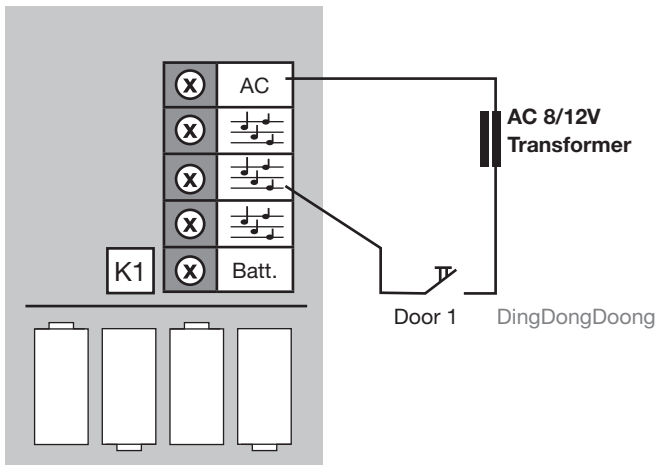
### B

**Power Supply** Battery  
**Start Sound** Contact polarity free



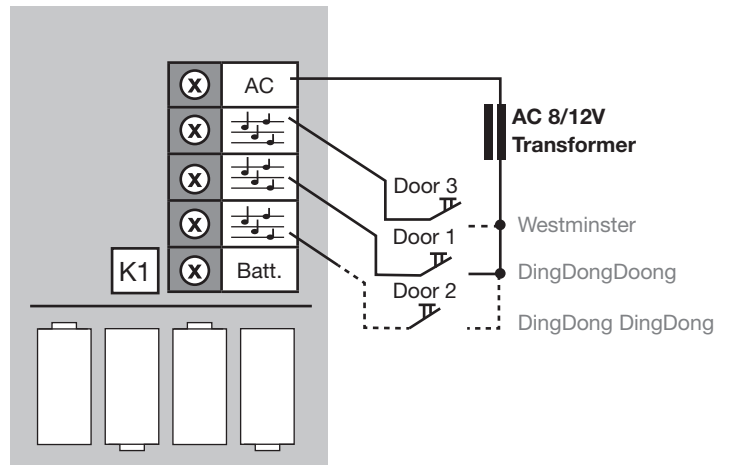
### C

**Power Supply** Battery  
**Start Sound** 8-12V~




### D

**Power Supply** Battery  
**Start Sound** 8-12V~



## Bell Transformer



Model	Order No	Description
GT 3148	14201	<b>Bell transformer</b> Primary: 230-240V~ (50 Hz) Secondary: 8V (1,0A) 90 x 36 x 55 mm
GT 3139	14039	<b>Bell transformer</b> Primary: 230-240V~ (50 Hz) Secondary: 8/12V~ (1.5/1,0A) 90 x 36 x 55 mm
GT 36 AP	14936	<b>Surface-mount installation set</b>