


# DS340 PROFESSIONAL PIR long range sensor

DA'SEL<sup>®</sup>  
PROFESSIONAL



## DS340 PIR LONG RANGE SENSOR

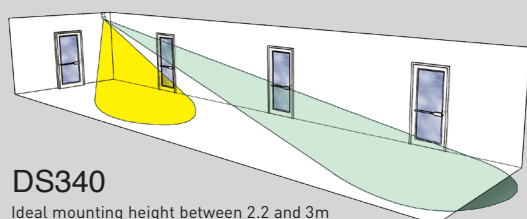
DA'SEL DS340 long range, narrow detection beam is designed for corridors and storage aisles giving up to a 25m detection area

### APPLICATIONS

- Offices
- Staircases
- Storage areas
- Car parks

### DETECTION DIAGRAM

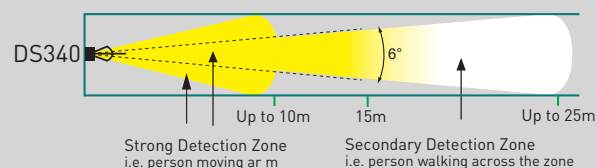
#### Perspective view



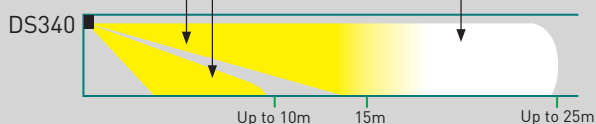
### TECHNICAL DATA

Technology	PIR
Coverage	Narrow beam
Detection range	Up to 25m at 2.5m mounting height
Operating voltage	230V +/- 15% 50/60 Hz
Delay time	10 seconds to 40 minutes in 9 steps
Load rating	Up to 6 amps (1500W) of resistive, fluorescent or inductive lighting loads, or up to 1 amp (250W) of fans.
Lux level adjustment	100 – 1000 lux, and inactive
Fascia colour	White
Material	Flame retardant PC/ABS
IP rating	IP4X
Programming	Manual adjustment

#### Plan view



#### Side elevation

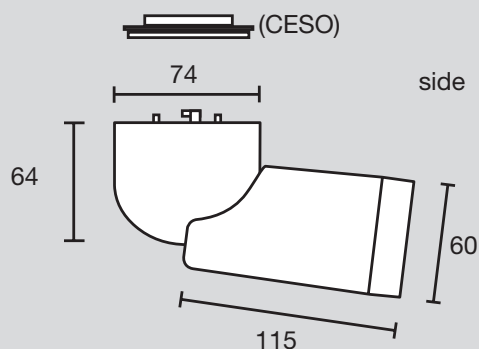


# DS340 PROFESSIONAL PIR long range sensor

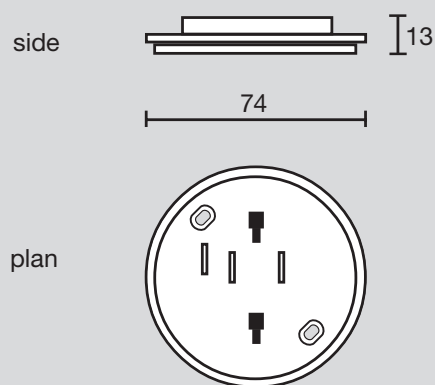
**DA'SEL®**  
PROFESSIONAL

## DS340 PIR LONG RANGE SENSOR

### DIMENSIONS IN MM

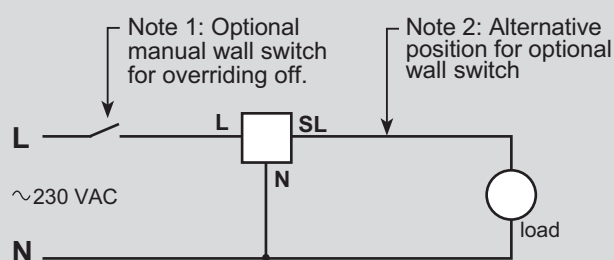


### DIMENSIONS IN MM

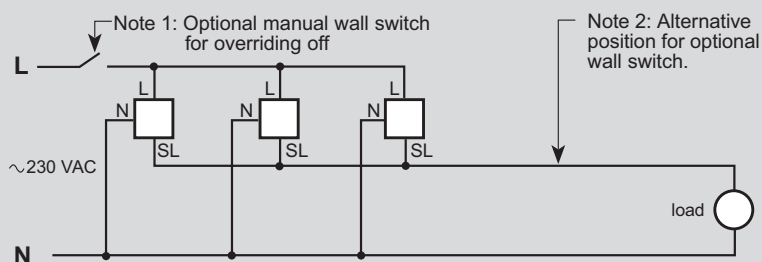


### WIRING DIAGRAM

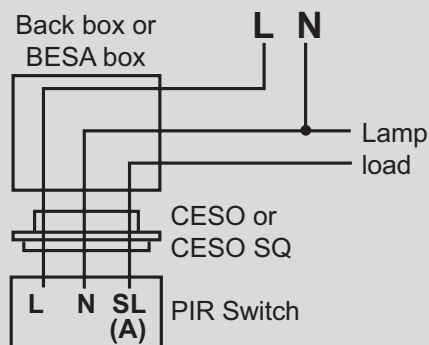
#### 14. Single DS340



#### 15. A few DS340 wired in parallel



#### 16. Ceiling mounted socket (CESO)



Information correct at the time of printing  
Wiring diagrams not to scale

**DA'SEL®**

DA'SEL, DA'SEL BASIC, DA'SEL STANDARD and DA'SEL PROFESSIONAL are registered trademarks of Energy Conservation Solutions.  
\* 1 year warranty on DA'SEL BASIC, 2 Years on DA'SEL STANDARD and 5 years on DA'SEL PROFESSIONAL