

Hour meter

HMS

DIMENSIONS (mm)

CONNECTION DIAGRAM

Panel-mounting hour meter HMS 55x55 mm.

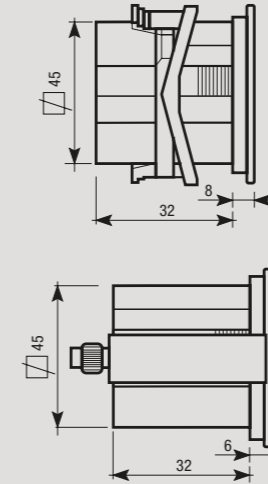


- 1 Degree of front protection IP40
- 2 No. of digits 5+2 decimals (6 + 1 decimal for HMS-1080)
- 3 Panel dimensions 48x48 mm; 55x55 mm with 4 mm frame
- 4 Power supply:
24-48-110-230-400 V ($\pm 10\%$) 50 Hz
10 \div 80 V DC ($\pm 10\%$ for HMS-1080)
- 5 Connection through screw terminals or faston 6.3 mm

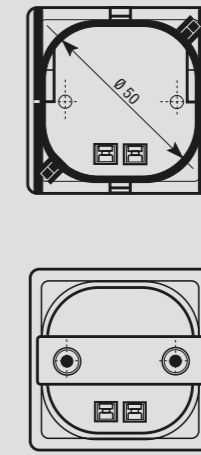
Front view



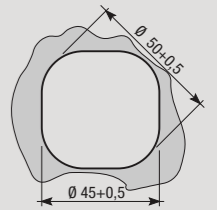
Side view



Rear view



Gauge



TIME MANAGEMENT

TECHNICAL INFORMATION

ALTERNATING CURRENT

- In-built hour meter for utilities with alternating current
- Different power supply voltages
- Connected to the ends of solenoid valves, internal resistances of electric devices and machines, it allows the counting of consumptions and work hours

DIRECT CURRENT

- In-built hour meter for utilities with direct current
- Connected to the ends of solenoid valves, internal resistances of electric devices and machines, it allows the counting of consumptions and work hours

Code	Model	Description	Power supply	Dimensions
VP759500	HMS-024	Hour meter	24 V AC	55x55 mm
VP755300	HMS-048	Hour meter	48 V AC	55x55 mm
VP758700	HMS-110	Hour meter	110 V AC	55x55 mm
VP757900	HMS-230	Hour meter	230 V AC	55x55 mm
VP756100	HMS-400	Hour meter	400 V AC	55x55 mm
VP760300	HMS-1080	Hour meter	10 \div 80 V DC	55x55 mm

GENERAL CHARACTERISTICS

		HMS-024	HMS-048	HMS-110	HMS-230	HMS-400	HMS-1080
Alternating power supply	V AC	24 (-10% \div +10%)	48 (-10% \div +10%)	110 (-10% \div +10%)	230 (-10% \div +10%)	400 (-10% \div +10%)	-
Direct power supply	V DC	-	-	-	-	-	10 \div 80
Frequency	Hz	50	50	50	50	50	-
Absorption	mA	8	8	8	8	8	9
Reading resolution	h	1/100	1/100	1/100	1/100	1/100	1/10
Electromechanic numerator		5+2 digits	5+2 digits	5+2 digits	5+2 digits	5+2 digits	6+1 digits
Number of digits		7	7	7	7	7	7
Dimension of digits	mm	4	4	4	4	4	4
Maximum count	h	99999.99	99999.99	99999.99	99999.99	99999.99	999999.9
Front dimensions	mm	48x48	48x48	48x48	48x48	48x48	48x48
Overall dimensions	mm	55x55	55x55	55x55	55x55	55x55	55x55
Front protection degree	IP	40	40	40	40	40	40
Operating temperature	$^{\circ}$ C	-25 \div +80	-25 \div +80	-25 \div +80	-25 \div +80	-25 \div +80	-20 \div +70
Storage temperature	$^{\circ}$ C	-40 \div +80	-40 \div +80	-40 \div +80	-40 \div +80	-40 \div +80	-20 \div +70
Relative humidity		max 80% at 25 $^{\circ}$ C	max 80% at 25 $^{\circ}$ C	max 80% at 25 $^{\circ}$ C	max 80% at 25 $^{\circ}$ C	max 80% at 25 $^{\circ}$ C	max 80% at 25 $^{\circ}$ C

REFERENCE STANDARDS

Compliance with Community Directives: 2006/95/EC (Low Voltage) and 2004/108/EC (E.M.C.) is declared with reference to the following standards: • Safety: EN 61010-1 • E.M. Compatibility: EN 61000-6-2 / EN 61000-6-3