

## DATA SHEET

### Order description

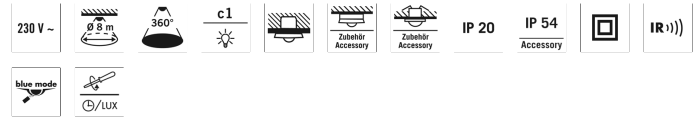
PD-C 360i/8 white

### Item number

EP10425059

### GTIN

4015120425059



### Product description

- Presence detector with 360° field of detection for ceiling mounting
- Range of up to 8 m in diameter at a recommended installation height of 3 m (maximum height 5 m) for use in small rooms and passageways with natural lighting
- 16 A high-performance relay (tungsten pre-contact)
- Default settings ensure immediate operability

### Technical data

GENERAL	
Conformity	CE, RoHS, SundaHus, WEEE
warranty	5-year
MOUNTING	
Installation type	Recessed mounting
Mounting location	Ceiling
Installation dimension	Installation depth 24 mm, Ø 60 mm
HOUSING	
Dimensions	Height/Depth 38 mm, Ø 108 mm
Weight	144 g
Material	UV-stabilised polycarbonate
Protection type	recessed-mounted IP 20, IP 20/IP 54 with surface-mounted box (order separately), IP 20 as recessed ceiling-mounted version (order installation set separately)
Permissible ambient temperature	-25 °C...+50 °C
Relative humidity	5 - 93 %, non-condensing
Colour	white, similar to RAL 9010
Terminal	2,5 mm <sup>2</sup> / 1,5 mm <sup>2</sup>
ELECTRICAL VERSION	
Protection class	II
Nominal voltage	230 - 230 V / 50 Hz
SENSORS	
Power consumption	0,3 W
Detection angle	360°

Detection range diagonally	8 m
Detection range head-on	6 m
Detection range zone de présence	4 m
Field of detection	50 m <sup>2</sup>
Recommended installation height	3 m
Max. mounting height	5 m
Light measurement	mixed light
Level of brightness	5 - 2000 lx
Number of light channels	1
Number of switching contacts	0
Slave input	yes
Max. number of slave detectors	10
Fully automatic	yes
Semi-automatic	yes
Impulse feature	yes
Constant lighting control	false
Switching delay from "dark to light" [s]	300 s
Switching delay from "light to dark" [s]	30 s

### CONTROL

Channel 1	Lighting
Interface	Switching
Contact	make contact/non-floating
Switching capacity channel 1	230 V AC 50 Hz, 16 A relay, 2300 W/10 A (cos phi = 1), 1150 VA/5 A (cos phi = 0.5)
In-rush current	800 A / 200 µs
Switch-off delay channel 1	60 s - 30 min
Master/slave function	true

## DATA SHEET

Order description	Item number	GTIN
PD-C 360i/8 white	EP10425059	4015120425059

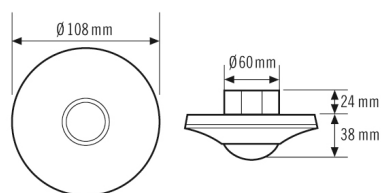
Constant lighting control	false
---------------------------	-------

Manual override	yes
-----------------	-----

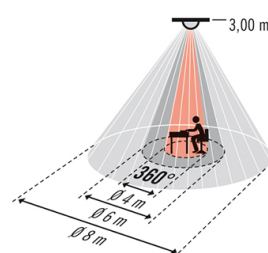
### Accessories

Product designation	Item number	GTIN
PD-C 360/8 Slave	EP10055379	4015120055379
PD-C 360/24 Slave	EP10055386	4015120055386
PD-C 360i/32 Slave	EP10427770	4015120427770
ESY-Pen	EP10425356	4015120425356
Mobil-PDi/MDi	EM10425509	4015120425509
Mobil-PDi/MDi-universal	EP10433993	4015120433993
Surface-mounted box-C IP 20	EP10425370	4015120425370
Surface-mounted box C IP 54	EP10425905	4015120425905
Cover set-C360/8	EP10425936	4015120425936
Ceiling-mounted set-C	EP10425929	4015120425929
Basket guard 165/70	EM10425615	4015120425615
Basket guard 180/90	EM10425608	4015120425608
RC filter/snubber	EP10426988	4015120426988

### Scale drawing



### Field of detection

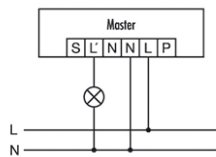


- Operating area approx.  $\varnothing$  4 m
- Head-on to detector approx.  $\varnothing$  6 m
- Passage area / diagonally to detector approx.  $\varnothing$  8 m

## DATA SHEET

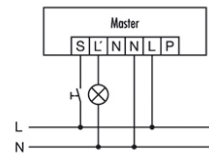
Order description	Item number	GTIN
PD-C 360i/8 white	EP10425059	4015120425059

### Circuit diagram



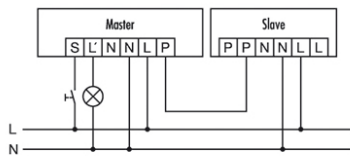
Standard operation

### Circuit diagram



Standard operation with additional control by means of a closing button. If required, the light can be manually switched on or off with the button.

### Circuit diagram



#### Master/slave connection:

The master device controls connected systems according to the programmed settings.  
 The sole purpose of the slave devices is to register presence and transmit an impulse to the master device when movement is detected.  
 Caution: a maximum of 10 slave devices may be connected to one master device.

**Energy Conservation Solutions Pty Ltd**  
 Exclusive Distributor for ESYLUX in Australia Locations:  
 VIC/TAS, NSW, QLD, ACT, SA/NT & WA  
 Phone: **1300 306 136**  
 For contact details visit: [www.ecs.net.au](http://www.ecs.net.au)