

DATA SHEET

Order description

PD-C360i/24 DIMplus FM

Item number

EP10426728

GTIN

4015120426728



Product description

- Presence detector with 360° field of detection for ceiling mounting Flush-mounted
- Range of up to 24 m in diameter at a recommended installation height of 3 m (maximum mounting height 5 m)
- Automatic light control (channel 1) to a constant brightness level depending on presence and natural light (1 - 10 V DC interface)
- Additional HVAC switch contact (channel 2) for switching an additional light source or controlling heating, ventilation and air conditioning depending on presence
- Both a light channel and an HVAC contact with 16 A high-performance relay (tungsten pre-contact)
- Default settings ensure immediate operability

Technical data

GENERAL	
Conformity	CE, RoHS, WEEE
warranty	5-year
MOUNTING	
Installation type	Recessed mounting
Mounting location	Ceiling
Installation dimension	Installation depth 41 mm, Ø 60 mm
HOUSING	
Dimensions	Height/Depth 46 mm, Ø 108 mm
Weight	329 g
Material	UV-stabilised polycarbonate
Protection type	IP 20
Permissible ambient temperature	-25 °C...+50 °C
Relative humidity	5 - 93 %, non-condensing
Colour	white, similar to RAL 9010
Terminal	1.5 mm ²
ELECTRICAL VERSION	
Protection class	II
Nominal voltage	230 - 230 V / 50 Hz
SENSORS	
Power consumption	0,3 W
Detection angle	360°
Detection range diagonally	24 m
Detection range head-on	11 m
Detection range zone de présence	8 m

Field of detection	453 m ²
Recommended installation height	3 m
Max. mounting height	10 m
Light measurement	mixed light
Level of brightness	5 - 2000 lx
Number of light channels	1
Number of switching contacts	0
Slave input	yes
Max. number of slave detectors	10
Fully automatic	yes
Semi-automatic	yes
Impulse feature	yes
Constant lighting control	true
Switching delay from "dark to light" [s]	300 s
Switching delay from "light to dark" [s]	30 s

CONTROL

Channel 1	Lighting
Interface	Switching/Dimming
Contact	make contact/non-floating
Switching capacity channel 1	230 V AC 50 Hz, 16 A relay, 2300 W/10 A (cos phi = 1), 1150 VA/5 A (cos phi = 0.5)
In-rush current	800 A / 200 µs
Control output	1 - 10 V DC / 50 mA
Switch-off delay channel 1	60 s - 30 min
Orientation light	10 % luminous efficiency
Switch-off delay time, orientation light	approx. 1 min.-60 min.
Channel 2	HVAC

DATA SHEET

Order description	Item number	GTIN
PD-C360i/24 DIMplus FM	EP10426728	4015120426728

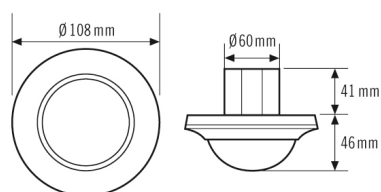
Output	Switching
Contact	make contact/non-floating
Switching capacity channel 2	230 V AC/2 A, 24 V DC/2 A, Capacitive load/ electronic ballasts max. in-rush current 30 A/20 ms
Control output	1 - 10 V DC / 50 mA

Orientation light	10 % luminous efficiency
Switch-off delay time, orientation light	approx. 1 min.-60 min.
Master/slave function	true
Constant lighting control	true
Manual override	yes

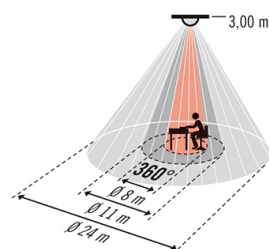
Accessories

Product designation	Item number	GTIN
PD-C 360/8 Slave	EP10055379	4015120055379
PD-C 360/24 Slave	EP10055386	4015120055386
PD-C 360i/32 Slave	EP10427770	4015120427770
ESY-Pen	EP10425356	4015120425356
Recessed ceiling mounting kit FM	EP10426896	4015120426896
Mobil-PDi/plus	EM10425530	4015120425530
Mobil-PDi/user	EM10425547	4015120425547
Mobil-PDi/MDi-universal	EP10433993	4015120433993
Cover set C360/24	EP10425431	4015120425431
Basket guard 180/90	EM10425608	4015120425608
Mobil-PDi/MDi	EM10425509	4015120425509

Scale drawing



Field of detection

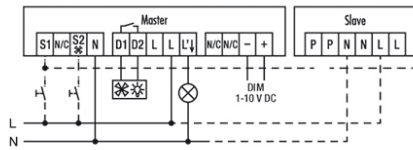


- Operating area approx. \varnothing 8 m
- Head-on to detector approx. \varnothing 11 m
- Passage area / diagonally to detector approx. \varnothing 24 m

DATA SHEET

Order description	Item number	GTIN
PD-C360i/24 DIMplus FM	EP10426728	4015120426728

Circuit diagram



Master/slave connection:
 The master device controls connected systems according to the programmed settings.
 The sole purpose of the slave devices is to register presence and transmit an impulse to the master device when movement is detected.
 Caution: a maximum of 10 slave devices may be connected to one master device.

Energy Conservation Solutions Pty Ltd
 Exclusive Distributor for ESYLUX in Australia Locations:
 VIC/TAS, NSW, QLD, ACT, SA/NT & WA
 Phone: **1300 306 136**
 For contact details visit: www.ecs.net.au