

DATA SHEET

Order description

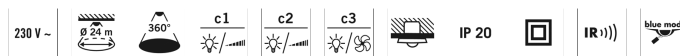
PD-C360i/24 DUODIMplus FM

Item number

EP10426742

GTIN

4015120426742



Product description

- Presence detector with 360° field of detection for ceiling mounting Flush-mounted
- range of up to 24 m in diameter at a recommended installation height of 3 m (maximum mounting height 5 m) and for a independent control of 2 lighting areas (window and internal areas) depending on presence and natural light
- Automatic light control (channel 1 + 2) to a constant brightness level depending on presence and natural light (1 - 10 V DC interface)
- Additional HVAC switch contact (channel 3) for switching an additional light source or controlling heating, ventilation and air conditioning depending on presence
- Both light channels and the HVAC contact with 16 A high-performance relay (tungsten pre-contact)
- Default settings ensure immediate operability

Technical data

GENERAL	
Conformity	CE, RoHS, WEEE
warranty	5-year
MOUNTING	
Installation type	Recessed mounting
Mounting location	Ceiling
Installation dimension	Installation depth 41 mm, Ø 60 mm
HOUSING	
Dimensions	Height/Depth 46 mm, Ø 108 mm
Weight	329 g
Material	UV-stabilised polycarbonate
Protection type	IP 20
Permissible ambient temperature	-25 °C...+50 °C
Relative humidity	5 - 93 %, non-condensing
Colour	white, similar to RAL 9010
Terminal	1.5 mm ²
ELECTRICAL VERSION	
Protection class	II
Nominal voltage	230 - 230 V / 50 Hz
SENSORS	
Power consumption	0,3 W
Detection angle	360°
Detection range diagonally	24 m
Detection range head-on	11 m
Detection range zone de présence	8 m

Field of detection	453 m ²
Recommended installation height	3 m
Max. mounting height	10 m
Light measurement	mixed light
Level of brightness	5 - 2000 lx
Number of light channels	2
Number of switching contacts	1
Slave input	yes
Max. number of slave detectors	10
Fully automatic	yes
Semi-automatic	yes
Impulse feature	yes
Constant lighting control	true
Switching delay from "dark to light" [s]	300 s
Switching delay from "light to dark" [s]	30 s

CONTROL

Channel 1	Lighting
Interface	Switching/Dimming
Contact	make contact/non-floating
Switching capacity channel 1	230 V AC 50 Hz, 2300 W/10 A (cos # = 1), 1150 VA/5 A (cos # =0.5)
In-rush current	800 A / 200 µs
Control output	1 - 10 V DC / 50 mA
Switch-off delay channel 1	60 s - 30 min
Orientation light	10 % to 40 % luminous efficiency
Switch-off delay time, orientation light	approx. 1 min.-60 min.
Channel 2	Lighting
Output	Switching/Dimming

DATA SHEET

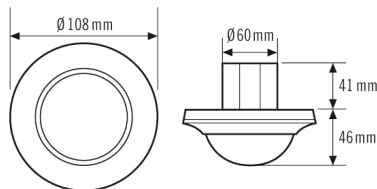
Order description	Item number	GTIN
PD-C360i/24 DUODIMplus FM	EP10426742	4015120426742
Contact	make contact/non-floating	
Switching capacity channel 2	230 V AC 50 Hz, 2300 W/10 A (cos # = 1), 1150 VA/5 A (cos # =0.5)	
Control output	1 - 10 V DC / 50 mA	
Orientation light	10 % to 40 % luminous efficiency	
Switch-off delay time, orientation light	approx. 1 min.-60 min.	
Channel 3	HVAC	
output	Switching	

Contact	make contact/non-floating	
Switching capacity channel 3	230 V AC 50 Hz, 2300 W/10 A (cos # = 1), 1150 VA/5 A (cos # =0.5)	
Time setting channel 3	approx. 1 minute – 30 minutes	
Master/slave function	true	
Constant lighting control	true	
Manual override	yes	

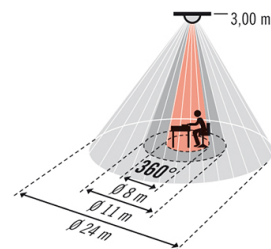
Accessories

Product designation	Item number	GTIN
PD-C 360/8 Slave	EP10055379	4015120055379
PD-C 360/24 Slave	EP10055386	4015120055386
PD-C 360i/32 Slave	EP10427770	4015120427770
ESY-Pen	EP10425356	4015120425356
Recessed ceiling mounting kit FM	EP10426896	4015120426896
Mobil-PDi/plus	EM10425530	4015120425530
Mobil-PDi/user	EM10425547	4015120425547
Mobil-PDi/MDi-universal	EP10433993	4015120433993
Cover set C360/24	EP10425431	4015120425431
Basket guard 180/90	EM10425608	4015120425608

Scale drawing



Field of detection

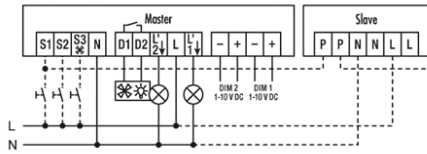


- Operating area approx. \varnothing 8 m
- Head-on to detector approx. \varnothing 11 m
- Passage area / diagonally to detector approx. \varnothing 24 m

DATA SHEET

Order description	Item number	GTIN
PD-C360i/24 DUODIMplus FM	EP10426742	4015120426742

Circuit diagram



Standard operation

Energy Conservation Solutions Pty Ltd
Exclusive Distributor for ESYLUX in Australia Locations:
VIC/TAS, NSW, QLD, ACT, SA/NT & WA
Phone: **1300 306 136**
For contact details visit: www.ecs.net.au