

DATA SHEET

Order description

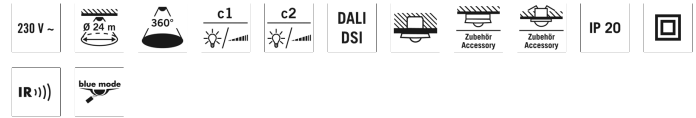
PD-C360i/24 Duo Dali

Item number

EP10427459

GTIN

4015120427459



Product description

- Presence detector with 360° field of detection for ceiling mounting
- range of up to 24 m in the diameter at a recommended installation height of 3 m
- Automatic light control by DALI or DSI electronic ballasts to a constant brightness level, depending on presence and natural light (with DALI/DSI output)

Technical data

GENERAL	
Conformity	CE, RoHS, SundaHus, WEEE
warranty	5-year
MOUNTING	
Installation type	Recessed mounting
Mounting location	Ceiling
Installation dimension	Installation depth 24 mm, Ø 60 mm
HOUSING	
Dimensions	Height/Depth 46 mm, Ø 108 mm
Weight	140 g
Material	UV-stabilised polycarbonate
Protection type	recessed-mounted IP 20, IP 20/IP 54 with surface-mounted box (order separately), IP 20 as recessed ceiling-mounted version (order installation set separately)
Permissible ambient temperature	-25 °C...+50 °C
Relative humidity	5 - 93 %, non-condensing
Colour	white, similar to RAL 9010
Terminal	2,5 mm ² / 1,5 mm ²
ELECTRICAL VERSION	
Protection class	II
Nominal voltage	230 - 230 V / 50 Hz
SENSORS	
Power consumption	0,6 W
Detection angle	360°

Detection range diagonally	24 m
Detection range head-on	11 m
Detection range zone de présence	8 m
Field of detection	453 m ²
Recommended installation height	3 m
Max. mounting height	10 m
Light measurement	mixed light
Level of brightness	5 - 2000 lx
Number of light channels	2
Number of switching contacts	2
Slave input	yes
Fully automatic	yes
Semi-automatic	yes
Constant lighting control	true
Switching delay from "dark to light" [s]	300 s
Switching delay from "light to dark" [s]	30 s

CONTROL

Channel 1	Lighting
Interface	Switching/Dimming
Contact	Bus system
Switch-off delay channel 1	60 s - 240 min
Orientation light	10 % to 50 % luminous efficiency
Switch-off delay time, orientation light	disabled/approx. 1 minute – 240 minutes
Channel 2	Lighting
Output	DALI
Orientation light	10 % to 50 % luminous efficiency
Switch-off delay time, orientation light	disabled/approx. 1 minute – 240 minutes

DATA SHEET

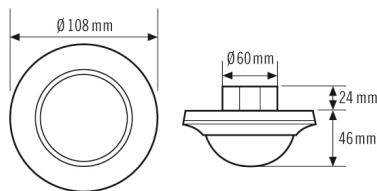
Order description	Item number	GTIN
PD-C360i/24 Duo Dali	EP10427459	4015120427459
Master/slave function	true	
Constant lighting control	true	
Presence simulation	false	
Manual override	yes	

DALI output 1	2-pin DALI/DSi control cable/broadcast
DALI/DSi output 2	2-pin DALI/DSi control cable/broadcast
No. of DALI electronic ballasts	max. 25 devices per DALI/DSi output

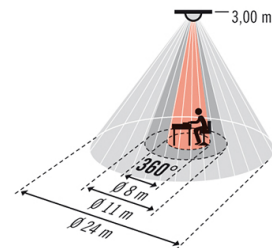
Accessories

Product designation	Item number	GTIN
PD-C 360/8 Slave	EP10055379	4015120055379
PD-C 360/24 Slave	EP10055386	4015120055386
PD-C 360i/32 Slave	EP10427770	4015120427770
ESY-Pen	EP10425356	4015120425356
Mobil-PDi/Dali	EP10425899	4015120425899
Mobil-PDi/user	EM10425547	4015120425547
Mobil-PDi/MDi-universal	EP10433993	4015120433993
Surface-mounted box-C IP 20	EP10425370	4015120425370
Surface-mounted box C IP 54	EP10425905	4015120425905
Cover set C360/24	EP10425431	4015120425431
Ceiling-mounted set-C	EP10425929	4015120425929
Basket guard 180/90	EM10425608	4015120425608
Basket guard 165/70	EM10425615	4015120425615
SW DALI Full Automation	EP10427473	4015120427473
SW DALI Semi Automation	EP10427480	4015120427480

Scale drawing



Field of detection

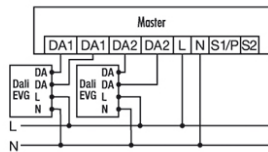


- Operating area approx. \varnothing 8 m
- Head-on to detector approx. \varnothing 11 m
- Passage area / diagonally to detector approx. \varnothing 24 m

DATA SHEET

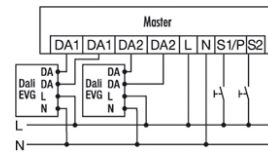
Order description	Item number	GTIN
PD-C360i/24 Duo Dali	EP10427459	4015120427459

Circuit diagram



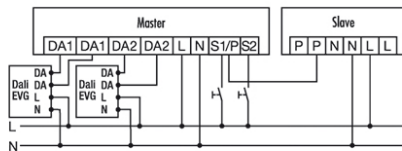
Standard operation

Circuit diagram



Standard operation with additional control by means of a closing button. If required, the light can be manually switched on or off with the button.

Circuit diagram



Master/slave connection:
 The master device controls connected systems according to the programmed settings.
 The sole purpose of the slave devices is to register presence and transmit an impulse to the master device when movement is detected.
 Caution: a maximum of 10 slave devices may be connected to one master device.

Energy Conservation Solutions Pty Ltd
 Exclusive Distributor for ESYLUX in Australia Locations:
 VIC/TAS, NSW, QLD, ACT, SA/NT & WA
 Phone: **1300 306 136**
 For contact details visit: www.ecs.net.au