


Digital time switches

Digital time switches with trippers for the management of electrical loads over time available in both daily and weekly version. They combine the accuracy of a digital clock with the ease of a programming typical of the trippers clocks. The cover on the back of the instrument allows the replacement of the battery once exhausted.



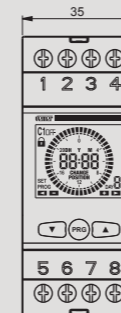
- 1 Large backlit display for viewing of the programming, time and relay status
- 2 Container: 2 DIN modules
- 3 Text guide
- 4 Cover on the back for battery replacement



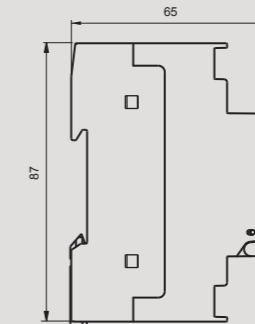
SIMPLY

DIMENSIONS (mm)

Front view

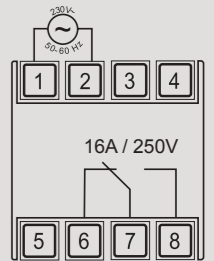


Side view



CONNECTION DIAGRAM

Diagram



TIME MANAGEMENT

TECHNICAL INFORMATION

DIGITAL TIME SWITCHES WITH VIRTUAL TRIPPERS DAILY / WEEKLY

- Power supply: 230 V 50/60 Hz
- Daily or weekly versions
- Switching of the relay only in the presence of power supply
- Manual override of the relay (temporary or permanent)
- Summer time automatic update
- Date and time already default set
- Backup battery for maintaining the date and time also without power from the mains
- Battery life: 5 years (replaceable by accessing the cover on the back)
- Low battery signal
- Password protected lock keypad
- Backlighting always on when the instrument is mains powered (auto power off for energy saving in the case of blackout)



- running program always visible on the display
- 48 virtual trippers for a resolution of 30 minutes

GENERAL CHARACTERISTICS

Power supply	V AC	230 (-15% ÷ +10%)
Frequency	Hz	50 / 60
Absorption	VA (W)	6 (1)
Output		1 relay in monostable change-over
Capacity at 250 V AC	A	16 (10)
Battery life		5 years (lithium battery CR-2032)
Charge reserve (for battery replacement)		1 minute
Switchings in case of power failure		NO
Programming resolution		30 minutes
Programming:		
- Simply D		daily (1 program)
- Simply W		weekly (7 programs)
Operating precision		± 1 second/day at 25°C
Operating Temperature	°C	-20 ÷ +50
Storage temperature	°C	-10 ÷ +70
Operating humidity	RH	20 ÷ 90 % non condensing
Degree of protection		IP20

Code	Model	Description	n. relays
VE512000	simply D	Time switch with daily programming	1
VE513800	simply W	Time switch with weekly programming	1

Energy Conservation Solutions Pty Ltd
 Exclusive Distributor for VEMER in Australia
 Locations: VIC/TAS, NSW, QLD, ACT, SA/NT & WA
 Phone: 1300 306 136
 For contact details visit: www.ecs.net.au

REFERENCE STANDARDS

Compliance with Community Directives: 2006/95/EC (Low voltage) and 2004/108/EC (E.M.C.) is declared with reference to the following standards:
 • Safety and Compatibility E.M.: EN 60730-2-7