

Vemer S.p.A.

I - 32032 Feltre (BL) • Via Camp Long, 16
Tel +39 0439 80638 • Fax +39 0439 80619

e-mail: info@vemer.it - web site: www.vemer.it

Mod. **DUET-D**
DUET-W**USER MANUAL****ANALOG TIME SWITCH WITH TRIPPERS**
Read carefully all instructions

- The **DUET-D** and **DUET-W** time switches control any electrical installation by means of daily (Duet-D) or weekly (Duet-W) programs. They are designed for household and similar operation with normal pollution levels.
The cover on the front of the device makes it possible to replace the battery when it is run down.

SAFETY WARNINGS

- The device must be installed and activated by qualified personnel, following the connection diagrams provided in this manual scrupulously**
- After installation, it must be made impossible to access the terminals without specific tools**
- Before accessing the connection terminals, verify that the leads are not live**
- Do not connect or power the device if any part of it is damaged**
- The device must be installed and activated in compliance with current electric systems standards**
- Do not use the device for purposes other than those indicated.**

Code	Model	Description
VP879100	DUET-D	Daily analog time switch
VE125100	DUET-W	Weekly analog time switch

TECHNICAL CHARACTERISTICS

- Power supply: 230 V~ 50/60 Hz
- Switching capability: 16 (4) A 250 V~
- Power consumption: 0,5 W
- Operating accuracy: ± 1 second/day at 23°C
- Type of dial: 48 pins
- Minimum time of functioning:
 - DUET-D: 30 minutes
 - DUET-W: 3,5 hours (210 minutes)
- Switching accuracy:
 - DUET-D: ± 5 minutes
 - DUET-W: ± 35 minutes
- Manual control by 3 positions selector:
 - O** - Permanent disconnected
 - A** - Automatic operation
 - I** - Permanent connected
- Power reserve: 150 hours (NiMH rechargeable battery – replacing)
- Operating temperature: -10 °C ÷ +45 °C
- Protection class: II
- Protection category: IP20
- 2 DIN modules container

PROGRAM

- Lift the transparent cover
- Move all the setting pins towards the interior of the sphere (contact 3-2 remains closed)
- Move the setting pins corresponding to the desired switch on times outwards, in which contact 3-1 remains closed. Each pin corresponds to 30 minutes of functioning for Duet-D and 3,5 hours for Duet-W
- The number of pins outwards determines the time of functioning
- Rotate the minute hand clockwise until the index and hands indicate the current time
- Close the transparent cover
- Power the device
- Manual mode: 3 positions are available with the selector.

BATTERY REPLACEMENT

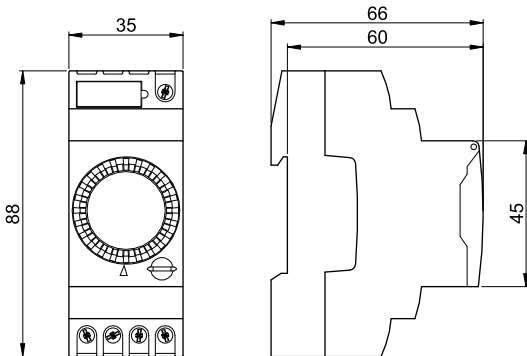
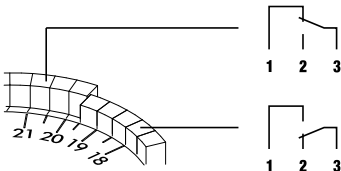
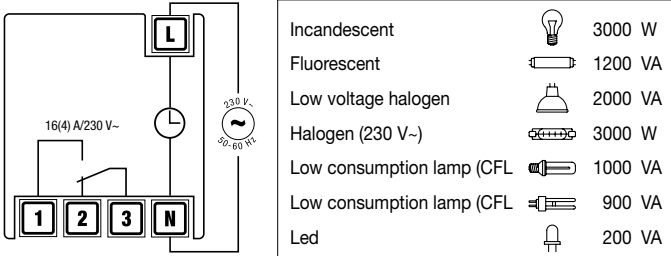
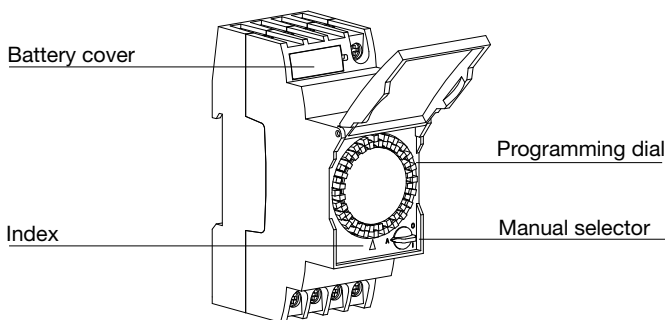
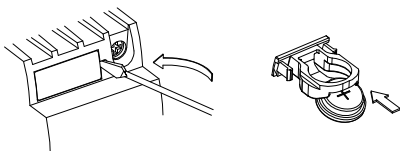
- To replace the battery:
 - disconnect the power supply
 - remove the battery holder
 - replace the battery
 - connect the power supply
- Use V80H batteries only.
- Throw away the run down batteries in compliance with current regulations on the disposal of armful waste.

**REFERENCE STANDARDS**

Compliance with Community Directives

2014/35/EU (LVD)**2014/30/EU** (EMCD)

is declared in reference to the harmonized standard:

EN 60730-2-7**DIMENSIONS****CONNECTION DIAGRAMS****DESCRIPTION****BATTERY REPLACEMENT****Energy Conservation Solutions Pty Ltd**

Exclusive Distributor for VEMER in Australia

Locations: VIC/TAS, NSW, QLD, ACT, SA/NT & WA

Phone: **1300 306 136**For contact details visit: www.ecs.net.au