

PRODUCT PACKAGES

CLASSROOM

Classroom set 1 consisting of:
CELINE 600 360W TW MILKY ELC CLASSROOM SET

12x	CELINE 600 30W TW MILKY ELC SATELLITE	EQ10122040
1x	ELC SmartDriver TW x4	EC10430572
1x	ELC SmartDriver TW x8	EC10431036
2x	BOARDLIGHT 4000K	E010849817
2x	BOARDLIGHT Wallmount	E010849831
1x	PD-C 360i/8 ELC	EP10427602
1x	PD-C 360i/24 ELC	EP10427619
1x	SW DALI Semi Automation	EP10427480
1x	Push Button 8x DALI CLASSROOM	EC10431241
1x	Cable Set RJ45 10m TW x4	EC10431135
1x	Cable Set RJ45 10m TW x8	EC10431210

Classroom set 2 consisting of:
CELINE 1200 360W TW MILKY ELC CLASSROOM SET

8x	CELINE 1200 30W TW MILKY SATELLITE	EQ10126123
4x	CELINE 1200 30W TW MILKY PD SATELLITE	EQ10126260
1x	ELC SmartDriver TW x4	EC10430572
1x	ELC SmartDriver TW x8	EC10431036
2x	BOARDLIGHT 4000K	E010849817
2x	BOARDLIGHT Wallmount	E010849831
1x	SW DALI Semi Automation	EP10427480
1x	Push Button 8x DALI CLASSROOM	EC10431241
1x	Cable Set RJ45 10m TW x4	EC10431135
1x	Cable Set RJ45 10m TW x8	EC10431210


Energy Conservation Solutions
'our promise, you'll save'

Energy Conservation Solutions Pty Ltd
Exclusive Distributor for ESYLUX in Australia

Unit 9, 103 Lewis Road, Knoxfield Victoria 3180
Phone: 1300 306 136 Fax: 03 9801 2450 Email: info@ecs.net.au

Locations: VIC/TAS, NSW, QLD, ACT, SA/NT, WA

www.ecs.net.au

FREELY CONFIGURABLE FOR ALL DIMENSIONS

In addition to the pre-configured, pre-finished sets for offices, classrooms and patient rooms, we also offer the option of compiling individual ELC solutions with system components and supplementary devices – for every application, every room dimension and every budget.

An overview of further intelligent automation and light solutions can be found at www.esylux.com

INTELLIGENT AUTOMATION AND LIGHT
SOLUTIONS FOR CLASSROOMS


Energy Conservation Solutions
'our promise, you'll save'

ESYLUX

CLASSROOM SETS ARE ESY, BECAUSE THEY OPTIMISE CONDITIONS FOR LEARNING

THE INTELLIGENT
AUTOMATION AND
LIGHT SOLUTION
FOR CLASSROOMS

BEST LIGHT FOR BETTER MARKS

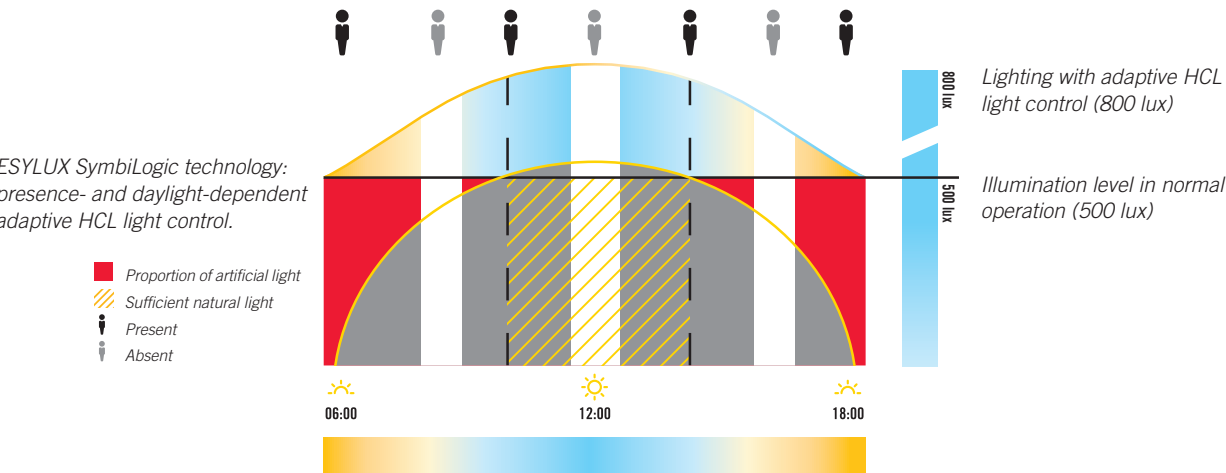
THE PLUG-AND-PLAY SOLUTION FOR THE CLASSROOM

Whether it's researching, discussing or accessing knowledge together – for many years the classroom has been one of the most important places for people to learn the ropes for a successful future. And the ideal surrounding conditions for such an environment are provided thanks to intelligent lighting that always delivers the right light at the right time, is always bright enough, and yet remains flicker- and glare-free.

The ESYLUX classroom sets provide classrooms of a standard size of around 60 m² with a pre-configured system solution that fundamentally and comprehensively improves the learning atmosphere. They do so through human-centric lighting that is invigorating yet at the same time promotes concentration, as well as daylight-dependent adaptive HCL light control and automatic presence-dependent light switching that reduces energy consumption to a minimum. The push button allows individual scenes to be manually overridden and accessed at any time, while board lighting is also integrated via the DALI switch and can be turned off as required, depending on presence.

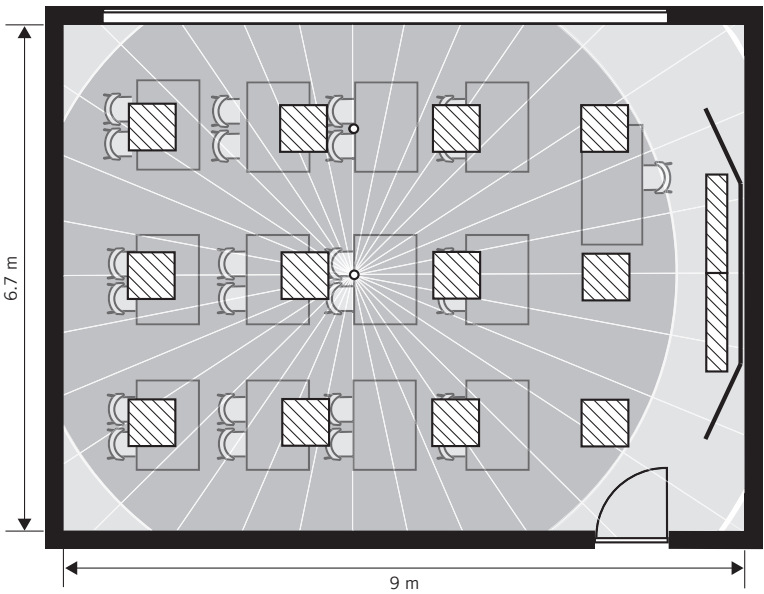
Planners and installers also benefit. This is because with the sets they receive all of the individual components for a standard room under a single item number: LED lights, control units, sensor systems, switching modules, push buttons and cables. Installation via plug-and-play does not require any programming effort and based on factory settings, is designed to be used immediately therefore also suitable for rapid modernisation in day-to-day use.

* Ex factory designed for a minimum illuminance of 500 lux (regular operation adult education). The ESY-Pen enables simple activation of a different room profile (e.g. for school operation at at least 300 lux)



YOUR BENEFITS AT A GLANCE

- Pre-configured, pre-finished complete solution for classrooms
- Simple, quick and convenient installation through plug-and-play
- Better learning with the right light thanks to SymbiLogic technology
- Daylight-dependent adaptive HCL light control
- Energy-efficient presence-dependent switching
- Pre-defined scenes for various tuition situations
- Scenes available at the push of a button
- Energy-efficient, low-maintenance LED lighting
- Future-proof technology with a 5-year warranty




▲ Planning example of installation of classroom set 1 in a typical classroom approximately 60 m² in size. Room height 3 m, planning criterion 500 lux (suitable for adult education) at a working level of 0.75 m.



Using SymbiLogic's biologically effective illumination, the lighting system used by the classroom set improves vitality and the ability to concentrate during tuition, and promotes restful sleep during the night – while delivering maximum energy efficiency. The ESYLUX push button enables the system to be adapted to different situations at any time. Shiftable glare-free board illumination ensures that presentations are seen in the best possible light.

Classroom set 1	CELINE 600 360W TW MILKY ELC CLASSROOM SET	EQ10129971
Classroom set 2	CELINE 1200 360W TW MILKY ELC CLASSROOM SET	EQ10129988

12x CELINE 600/600 (set 1) or CELINE 1200/300 (set 2)



2x Board light (BOARDLIGHT)



1x ELC SmartDriver TW x4
1x ELC SmartDriver TW x8



1x PD-C 360i/8 ELC (Presence detector)



1x PD-C 360i/24 ELC (Presence detector)



1x SW DALI (DALI switch)



1x DALI push button (DALI push button)

