

DATA SHEET

PD 360i/8 Basic

Order description

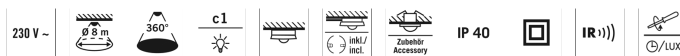
PD 360i/8 Basic

Item number

EB10430435

GTIN

4015120430435



Product description

- Presence detector with 360° field of detection For ceiling mounting
- Range of up to 8 m in the diameter at a recommended installation height of 3 m
- 10 A high-performance relay
- Zero-cross switching for gentle switching
- Remote controllable
- Factory setting for immediate operational readiness

Technical data

| GENERAL | |
|---------------------------------|-----------------------------|
| Conformity | CE, RoHS, WEEE |
| warranty | 5-year |
| MOUNTING | |
| Installation type | Surface mounting |
| Installation position | Ceiling |
| HOUSING | |
| Dimensions | Height/Depth 33 mm, Ø 99 mm |
| Weight | 103 g |
| Housing material | UV-stabilised polycarbonate |
| Protection type | IP 40 |
| Permissible ambient temperature | 0 °C...+50 °C |
| Relative humidity | 5 - 93 %, non-condensing |
| Colour | white, similar to RAL 9010 |
| Terminal | 4.0 mm ² |
| ELECTRICAL VERSION | |
| Protection class | II |
| Nominal voltage | 230 - 230 V / 50 Hz |
| SENSORS | |
| Power consumption | 0,2 W |
| Detection angle | 360° |
| Detection range diagonally | 8 m |
| Detection range head-on | 6 m |

| | |
|--|-------------------|
| Presence detection range | 4 m |
| Field of detection | 50 m ² |
| Recommended installation height | 3 m |
| Max. mounting height | 5 m |
| Light measurement | mixed light |
| Level of brightness | 5 - 2000 lx |
| Number of light channels | 1 |
| Number of switching contacts | 0 |
| Slave input | No |
| Number of parallel switchable detectors | 6 |
| Fully automatic | yes |
| Semi-automatic | yes |
| Impulse feature | yes |
| constant lighting control | false |
| Switching delay from "dark to light" [s] | 300 s |
| Switching delay from "light to dark" [s] | 30 s |

CONTROL

| | |
|------------------------------|---|
| Channel 1 | Lighting |
| Interface | Switching |
| Contact | make contact/non-floating |
| Switching capacity channel 1 | 230 V AC 50 Hz, 2300 W/10 A (cos # = 1), 1150 VA/5 A (cos # =0.5) |
| In-rush current | 78 A / 5 ms |
| Switch-off delay channel 1 | 15 s - 30 min |
| Master/slave function | false |
| constant lighting control | false |
| Manual override | yes |

DATA SHEET

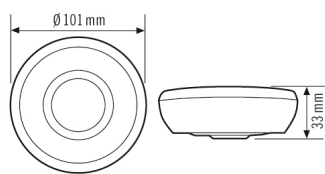
PD 360i/8 Basic

| Order description | Item number | GTIN |
|-------------------|-------------|---------------|
| PD 360i/8 Basic | EB10430435 | 4015120430435 |

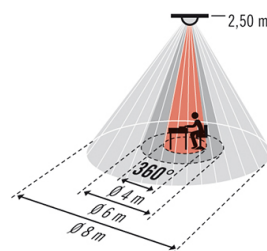
Accessories

| Product designation | Item number | GTIN |
|-------------------------|-------------|---------------|
| ESY-Pen | EP10425356 | 4015120425356 |
| Mobil-PDi/MDi | EM10425509 | 4015120425509 |
| Mobil-PDi/MDi-universal | EP10433993 | 4015120433993 |
| Basket guard 180/90 | EM10425608 | 4015120425608 |
| Ceiling-mounted set-C | EP10425929 | 4015120425929 |

Scale drawing

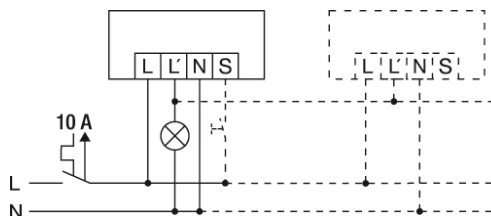


Field of detection



- Operating area approx. \varnothing 4 m
- Head-on to detector approx. \varnothing 6 m
- Passage area / diagonally to detector approx. \varnothing 8 m

Circuit diagram



Standard operation with additional control by means of a closing button. If required, the light can be manually switched on or off with the button. To extend the field of detection, the detectors can be connected in parallel.

Energy Conservation Solutions Pty Ltd
 Exclusive Distributor for ESYLUX in Australia Locations:
 VIC/TAS, NSW, QLD, ACT, SA/NT & WA
 Phone: **1300 306 136**
 For contact details visit: www.ecs.net.au