

DATA SHEET

RC 130i

Order description

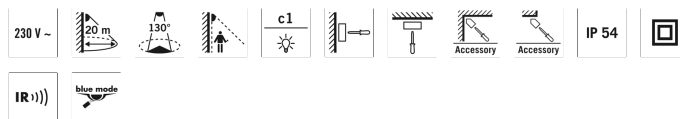
RC 130i brown

Item number

EM10015113

GTIN

4015120015113



Product description

- Motion detector with 130° field of detection and large range
- 360° anti-creep protection for unbroken coverage, can be switched off by remote control
- Default settings ensure immediate operability

Technical data

GENERAL	
Conformity	CE, RoHS, WEEE
warranty	5-year
MOUNTING	
Installation type	Surface mounting
Installation position	Ceiling / Wall
HOUSING	
Dimensions	length 135 mm x width 78 mm x Height/Depth 105 mm
Weight	302 g
Housing material	UV-stabilised polycarbonate
Protection type	IP 54
Permissible ambient temperature	-25 °C...+55 °C
Relative humidity	5 - 95 %, non-condensing
Colour	brown, similar to RAL 8017
Terminal	2,5 mm ² / 1,5 mm ²
ELECTRICAL VERSION	
Protection class	II
Nominal voltage	230 - 230 V / 50 Hz
SENSORS	
Power consumption	0,3 W
Detection angle	130° and 360° anti-creep protection
Detection range diagonally	20 m
Detection range head-on	8 m

Field of detection	114 m ²
Range adjustment	electronic, Mechanical, For each sensor, 1 x 130°
Recommended installation height	2,5 m
Max. mounting height	4 m
Light measurement	mixed light
Level of brightness	2 - 2500 lx
Number of light channels	1
Number of switching contacts	0
Slave input	No
Number of parallel switchable detectors	8
Fully automatic	yes
Semi-automatic	No
Impulse feature	yes
constant lighting control	false
Switching delay from "dark to light" [s]	5 s
Switching delay from "light to dark" [s]	0 s

CONTROL

Channel 1	Lighting
Interface	Switching
Contact	make contact/non-floating
Switching capacity channel 1	230 V AC 50 Hz, 16 A relay, 2300 W/10 A (cos phi = 1), 1150 VA/5 A (cos phi = 0.5)
In-rush current	Capacitive load/electronic ballasts max. in-rush current 100 A/200 µs
Switch-off delay channel 1	15 s - 30 min
Master/slave function	false

DATA SHEET

RC 130i

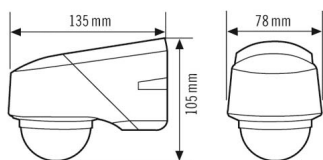
Order description	Item number	GTIN
RC 130i brown	EM10015113	4015120015113
constant lighting control	false	

Manual override	No
-----------------	----

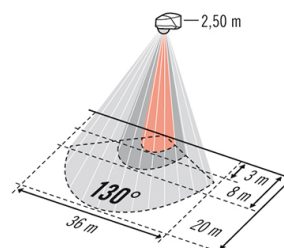
Accessories

Product designation	Item number	GTIN
Mobil-RCi	EM10016004	4015120016004
Mobil-RCi-M	EM10016011	4015120016011
RC corner bracket	EM10016127	4015120016127
RC filter/snubber	EP10426988	4015120426988
Mobil-PDi/MDi-universal	EP10433993	4015120433993
ESY-Pen	EP10425356	4015120425356

Scale drawing

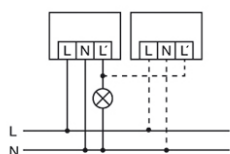


Field of detection

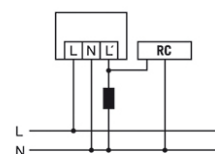


- 360° anti-creep protection approx. 3 m
- Head-on to detector approx. 8 m
- Passage area / diagonally to detector approx. 36 m

Circuit diagram



Circuit diagram



Standard operation parallel connection of max. 8 devices

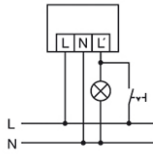
An RC filter may be required when connecting inductors (e.g. relays, contactors, ballasts).

DATA SHEET

RC 130i

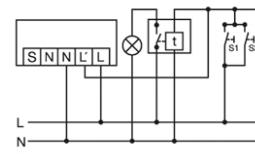
Order description	Item number	GTIN
RC 130i brown	EM10015113	4015120015113

Circuit diagram



Standard operation with additional continuous lighting function through external switch.

Circuit diagram



Parallel connection with automatic stairwell light