

## DATA SHEET

### Order description

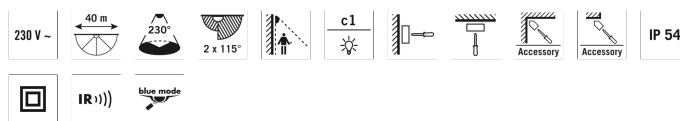
RC 230i brown

### Item number

EM10015410

### GTIN

4015120015410



### Product description

- Motion detector with 230° field of detection and large range
- 360° anti-creep protection for unbroken coverage, can be switched off by remote control
- Default settings ensure immediate operability

### Technical data

GENERAL	
Conformity	CE, RoHS, WEEE
warranty	5-year
MOUNTING	
Installation type	Surface mounting
Mounting location	Ceiling / Wall
HOUSING	
Dimensions	Length 135 mm x Width 78 mm x Height/Depth 105 mm
Weight	310 g
Material	UV-stabilised polycarbonate
Protection type	IP 54
Permissible ambient temperature	-25 °C...+55 °C
Relative humidity	5 - 95 %, non-condensing
Colour	brown, similar to RAL 8017
Terminal	2,5 mm <sup>2</sup> / 1,5 mm <sup>2</sup>
ELECTRICAL VERSION	
Protection class	II
Nominal voltage	230 - 230 V / 50 Hz
SENSORS	
Power consumption	0,3 W
Detection angle	230° (2 x 115° separately adjustable) and 360° anti-creep protection
Detection range diagonally	40 m
Detection range head-on	8 m

Field of detection	804 m <sup>2</sup>
Range adjustment	electronic, Mechanical, For each sensor, 2 x 115°
Recommended installation height	2,5 m
Max. mounting height	2,5 m
Light measurement	mixed light
Level of brightness	2 - 2500 lx
Number of light channels	1
Number of switching contacts	0
Slave input	No
Number of parallel switchable detectors	8
Fully automatic	yes
Semi-automatic	No
Impulse feature	yes
Constant lighting control	false
Switching delay from "dark to light" [s]	5 s
Switching delay from "light to dark" [s]	0 s

### CONTROL

Channel 1	Lighting
Interface	Switching
Contact	make contact/non-floating
Switching capacity channel 1	230 V AC 50 Hz, 16 A relay, 2300 W/10 A (cos phi = 1), 1150 VA/5 A (cos phi = 0.5)
In-rush current	Capacitive load/electronic ballasts max. in-rush current 100 A/200 µs
Switch-off delay channel 1	15 s - 30 min
Master/slave function	false

## DATA SHEET

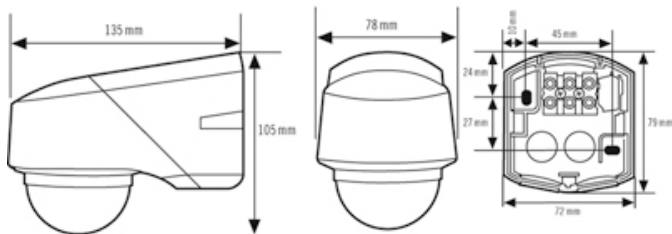
Order description	Item number	GTIN
RC 230i brown	EM10015410	4015120015410
Constant lighting control	false	

Manual override	No
-----------------	----

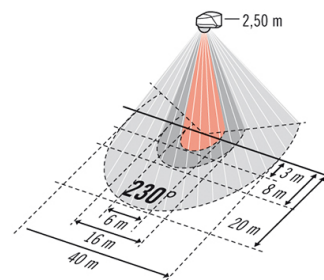
### Accessories

Product designation	Item number	GTIN
Mobil-RCi	EM10016004	4015120016004
Mobil-RCi-M	EM10016011	4015120016011
RC corner bracket	EM10016127	4015120016127
RC filter/snubber	EP10426988	4015120426988
Mobil-PDi/MDi-universal	EP10433993	4015120433993
ESY-Pen	EP10425356	4015120425356

### Scale drawing

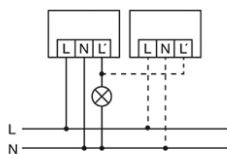


### Field of detection

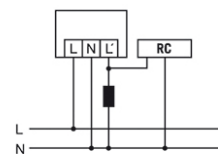


- 360° anti-creep protection
- Head-on to detector
- Passage area / diagonally to detector

### Circuit diagram



### Circuit diagram



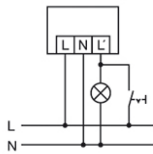
Standard operation parallel connection of max. 8 devices

An RC filter may be required when connecting inductors (e.g. relays, contactors, ballasts).

## DATA SHEET

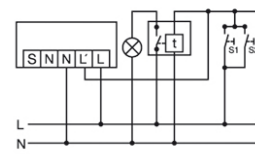
Order description	Item number	GTIN
RC 230i brown	EM10015410	4015120015410

### Circuit diagram



Standard operation with additional continuous lighting function through external switch.

### Circuit diagram



Parallel connection with automatic stairwell light

**Energy Conservation Solutions Pty Ltd**  
 Exclusive Distributor for **ESYLUX** in Australia Locations:  
 VIC/TAS, NSW, QLD, ACT, SA/NT & WA  
 Phone: **1300 306 136**  
 For contact details visit: [www.ecs.net.au](http://www.ecs.net.au)