

DATA SHEET

Order description

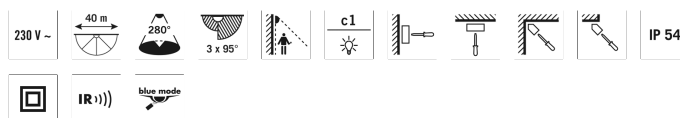
RC 280i brown

Item number

EM10015816

GTIN

4015120015816



Product description

- Motion detector with 280° field of detection and large range
- 360° anti-creep protection for unbroken coverage, can be switched off by remote control
- Default settings ensure immediate operability

Technical data

GENERAL	
Conformity	CE, RoHS, WEEE
warranty	5-year
MOUNTING	
Installation type	Surface mounting
Mounting location	Ceiling / Wall
HOUSING	
Dimensions	Length 135 mm x Width 78 mm x Height/Depth 105 mm
Weight	353 g
Material	UV-stabilised polycarbonate
Protection type	IP 54
Permissible ambient temperature	-25 °C...+55 °C
Relative humidity	5 - 95 %, non-condensing
Colour	brown, similar to RAL 8017
Terminal	2,5 mm ² / 1,5 mm ²
ELECTRICAL VERSION	
Protection class	II
Nominal voltage	230 - 230 V / 50 Hz
SENSORS	
Power consumption	0,3 W
Detection angle	280° (3 x 95° separately adjustable) and 360° anti-creep protection
Detection range diagonally	40 m
Detection range head-on	8 m

Field of detection	979 m ²
Range adjustment	electronic, Mechanical, For each sensor, 3 x 95°
Recommended installation height	2,5 m
Max. mounting height	2,5 m
Light measurement	mixed light
Level of brightness	2 - 2500 lx
Number of light channels	1
Number of switching contacts	0
Slave input	No
Number of parallel switchable detectors	8
Fully automatic	yes
Semi-automatic	No
Impulse feature	yes
Constant lighting control	false
Switching delay from "dark to light" [s]	5 s
Switching delay from "light to dark" [s]	0 s

CONTROL	
Channel 1	Lighting
Interface	Switching
Contact	make contact/non-floating
Switching capacity channel 1	230 V AC 50 Hz, 16 A relay, 2300 W/10 A (cos phi = 1), 1150 VA/5 A (cos phi = 0.5)
In-rush current	Capacitive load/electronic ballasts max. in-rush current 100 A/200 µs
Switch-off delay channel 1	15 s - 30 min
Master/slave function	false

DATA SHEET

Order description

RC 280i brown

Item number

EM10015816

GTIN

4015120015816

Constant lighting control

false

Manual override

No

Accessories

Product designation

Item number

GTIN

Mobil-RCi

EM10016004

4015120016004

Mobil-RCi-M

EM10016011

4015120016011

RC filter/snubber

EP10426988

4015120426988

Mobil-PDi/MDi-universal

EP10433993

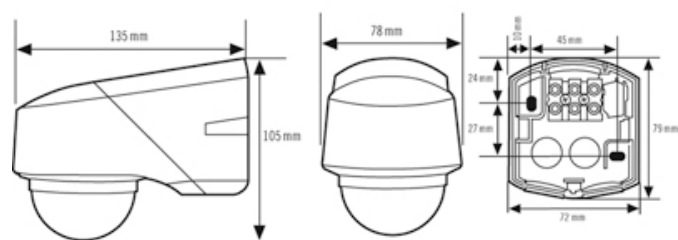
4015120433993

ESY-Pen

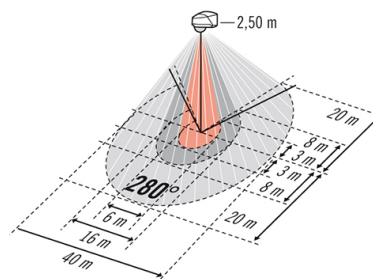
EP10425356

4015120425356

Scale drawing

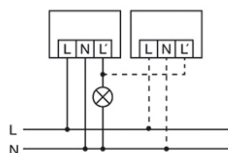


Field of detection

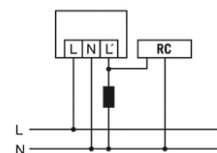


- 360° anti-creep protection
- Head-on to detector
- Passage area / diagonally to detector

Circuit diagram



Circuit diagram

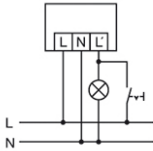
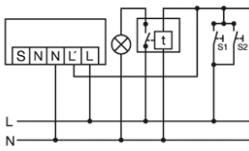


Standard operation parallel connection of max. 8 devices

An RC filter may be required when connecting inductors (e.g. relays, contactors, ballasts).

DATA SHEET

Order description	Item number	GTIN
RC 280i brown	EM10015816	4015120015816

Circuit diagram	Circuit diagram
	
Standard operation with additional continuous lighting function through external switch.	Parallel connection with automatic stairwell light