

DATA SHEET

MD 200

Order description

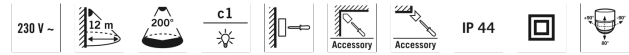
MD 200 black

Item number

EM10025334

GTIN

4015120025334



Product description

- Motion detector with 200° field of detection for convenient light switching
- Sensing and range adjustment due to revolving and tilting spherical head technology
- Special bracket for mounting on inner and outer corners, available as accessory

Technical data

GENERAL	
Conformity	CE, RoHS, WEEE
warranty	3-year
MOUNTING	
Installation type	Surface mounting
Installation position	Wall
HOUSING	
Dimensions	length 102 mm x width 74 mm x Height/Depth 81 mm
Weight	196 g
Housing material	UV-stabilised polycarbonate
Protection type	IP 44
Permissible ambient temperature	-25 °C...+55 °C
Relative humidity	5 - 95 %, non-condensing
Colour	Black, similar to RAL 9005
Terminal	2,5 mm ² / 1,5 mm ²
ELECTRICAL VERSION	
Protection class	II
Nominal voltage	230 - 230 V / 50 Hz
SENSORS	
Power consumption	0,5 W
Detection angle	200° sensor horizontally rotatable +/- 90°
Detection range diagonally	20 m
Detection range head-on	5 m

Field of detection	175 m ²
Range adjustment	mechanically by tilting the motion detector head max 80°
Recommended installation height	2,5 m
Max. mounting height	2,5 m
Light measurement	mixed light
Level of brightness	3 - 2000 lx
Number of light channels	1
Number of switching contacts	0
Slave input	No
Number of parallel switchable detectors	8
Fully automatic	yes
Semi-automatic	No
Impulse feature	No
constant lighting control	false
Switching delay from "dark to light" [s]	0 s
Switching delay from "light to dark" [s]	0 s

CONTROL

Channel 1	Lighting
Interface	Switching
Contact	make contact/non-floating
Switching capacity channel 1	230 V AC 50 Hz, 1000 W/4.5 A (cos # = 1), 500 VA/2.25 A (cos # =0.5)
In-rush current	30 A / 20 ms
Switch-off delay channel 1	4 s - 10 min
Master/slave function	false
constant lighting control	false
Manual override	No

DATA SHEET

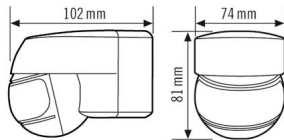
MD 200

Order description	Item number	GTIN
MD 200 black	EM10025334	4015120025334

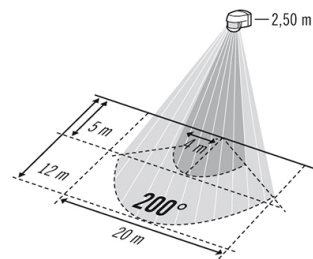
Accessories

Product designation	Item number	GTIN
RC filter/snubber	EP10426988	4015120426988
MD corner bracket	EM10025532	4015120025532

Scale drawing

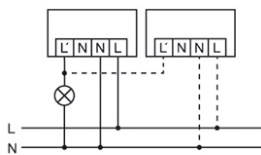


Field of detection

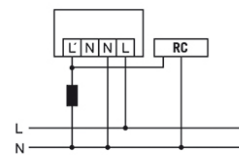


- Head-on to detector
- Passage area / diagonally to detector

Circuit diagram



Circuit diagram



Standard operation parallel connection of max. 8 devices

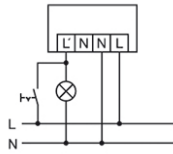
An RC filter may be required when connecting inductors (e.g. relays, contactors, ballasts).

DATA SHEET

MD 200

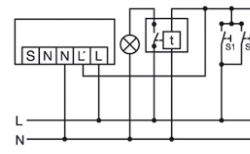
Order description	Item number	GTIN
MD 200 black	EM10025334	4015120025334

Circuit diagram



Standard operation with additional continuous lighting function through external switch.

Circuit diagram



Parallel connection with automatic stairwell light.

Energy Conservation Solutions Pty Ltd
 Exclusive Distributor for **ESYLUX** in Australia Locations:
 VIC/TAS, NSW, QLD, ACT, SA/NT & WA
 Phone: **1300 306 136**
 For contact details visit: www.ecs.net.au