

DATA SHEET

PD 360i/24

Order description

PD 360i/24 white

Item number

EM10425103

GTIN

4015120425103



Product description

- Presence detector with 360° field of detection for ceiling mounting
- range of up to 24 m in the diameter at a recommended installation height of 3 m
- 16 A high-performance relay (tungsten pre-contact)
- Default settings ensure immediate operability

Technical data

GENERAL	
Conformity	CE, RoHS, SundaHus, WEEE
warranty	3-year
MOUNTING	
Installation type	Recessed mounting
Installation position	Ceiling
Installation dimension	Installation depth 15 mm, Ø 60 mm
HOUSING	
Dimensions	Height/Depth 60 mm, Ø 140 mm
Weight	266 g
Housing material	UV-stabilised polycarbonate
Protection type	recessed-mounted IP 20, IP 54 with surface-mounted box (order separately)
Permissible ambient temperature	0 °C...+50 °C
Relative humidity	5 - 93 %, non-condensing
Colour	white, similar to RAL 9010
Terminal	2,5 mm ² / 1,5 mm ²
ELECTRICAL VERSION	
Protection class	II
Nominal voltage	230 - 230 V / 50 Hz
SENSORS	
Power consumption	1 W
Detection angle	360°
Detection range diagonally	24 m

Detection range head-on	8 m
Presence detection range	6 m
Field of detection	453 m ²
Recommended installation height	3 m
Max. mounting height	10 m
Light measurement	mixed light
Level of brightness	5 - 2000 lx
Number of light channels	1
Number of switching contacts	0
Slave input	yes
Max. number of slave detectors	6
Fully automatic	yes
Semi-automatic	yes
Impulse feature	yes
constant lighting control	false
Switching delay from "dark to light" [s]	30 s
Switching delay from "light to dark" [s]	0 s

CONTROL

Channel 1	Lighting
Interface	Switching
Contact	make contact/non-floating
Switching capacity channel 1	230 V AC 50 Hz, 16 A relay, 2300 W/10 A (cos phi = 1), 1150 VA/5 A (cos phi = 0.5)
In-rush current	800 A / 200 µs
Switch-off delay channel 1	15 s - 30 min
Channel 2	HVAC
Contact	floating, 230 V AC/2 A, 24 V DC/2 A

DATA SHEET

PD 360i/24

Order description	Item number	GTIN
PD 360i/24 white	EM10425103	4015120425103

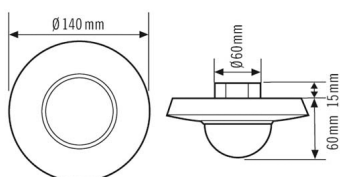
Switching capacity channel 2	100 W/460 VA
Master/slave function	true

constant lighting control	false
Manual override	yes

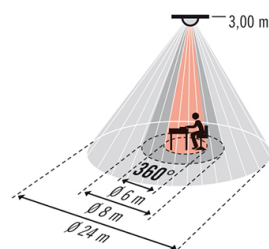
Accessories

Product designation	Item number	GTIN
ESY-Pen	EP10425356	4015120425356
Mobil-PDi/MDi	EM10425509	4015120425509
Mobil-PDi/MDi-universal	EP10433993	4015120433993
PD 360/8 Slave	EM10425028	4015120425028
PD 360/24 Slave	EM10425127	4015120425127
Surface-mounted box IP 54	EM10425400	4015120425400
Basket guard 165/70	EM10425615	4015120425615
Basket guard 180/90	EM10425608	4015120425608
RC filter/snubber	EP10426988	4015120426988

Scale drawing



Field of detection



- Operating area approx. Ø 6 m
- Head-on to detector approx. Ø 8 m
- Passage area / diagonally to detector approx. Ø 24 m

DATA SHEET

PD 360i/24

Order description

PD 360i/24 white

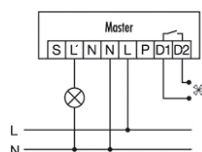
Item number

EM10425103

GTIN

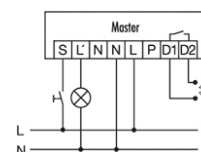
4015120425103

Circuit diagram



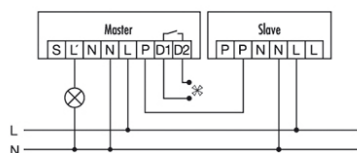
Standard operation

Circuit diagram



Standard operation with additional control by means of a closing button. If required, the light can be manually switched on or off with the button.

Circuit diagram



Master/slave connection:

The master device controls connected systems according to the programmed settings.
The sole purpose of the slave devices is to register presence and transmit an impulse to the master device when movement is detected.

Caution: a maximum of 6 slave devices may be connected to one master device.

Energy Conservation Solutions Pty Ltd

Exclusive Distributor for ESYLUX in Australia Locations:

VIC/TAS, NSW, QLD, ACT, SA/NT & WA

Phone: **1300 306 136**

For contact details visit: **www.ecs.net.au**